

## SPAW Magnets

### Instructions:

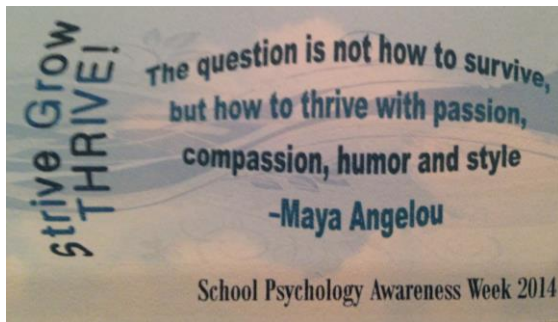
1. Print out attached document on pre-made business cards.
  - Packages of black, printable business cards are available for purchase at office supply stores. They are typically easy to pull apart and separate so it makes it easy when you are making many of them. Heavy weight blank paper could also be used. Colorful paper could be nice!
2. Cut out the individual cards
3. Stick a magnet to the back of the card
  - At the office supply store, they sell magnets the size of business cards. They have a sticky back and are really easy to use.



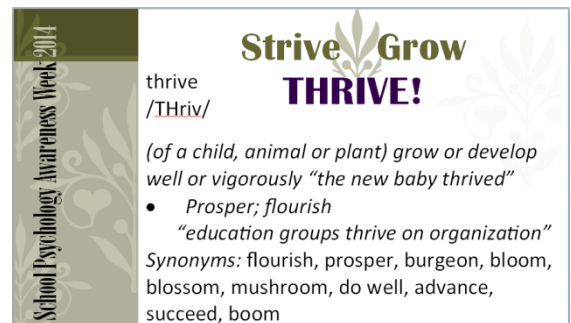
### Helpful Hints:

- Each business card blank templates have different margins. It may not print correctly if the margins don't match what is on the template. You could either use the templates that are free with the purchased product or email Tari ([tjselig@gmail.com](mailto:tjselig@gmail.com)) to ask for the original document. They were made in *Microsoft Publisher*; so you will need this program to open the file from Tari.

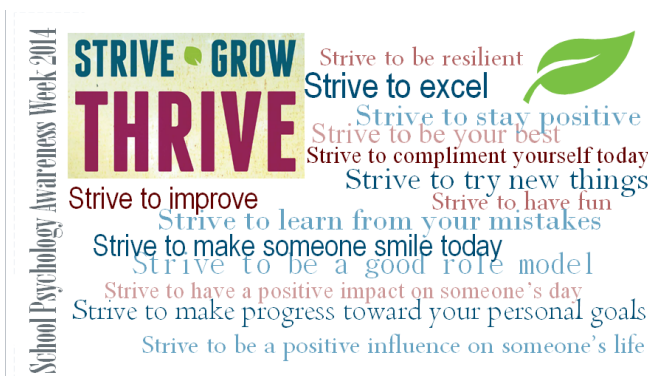
### Thrive quote magnet:



### Thrive definition magnet:



### Make strives magnet:



### Self-care positivity magnet:

